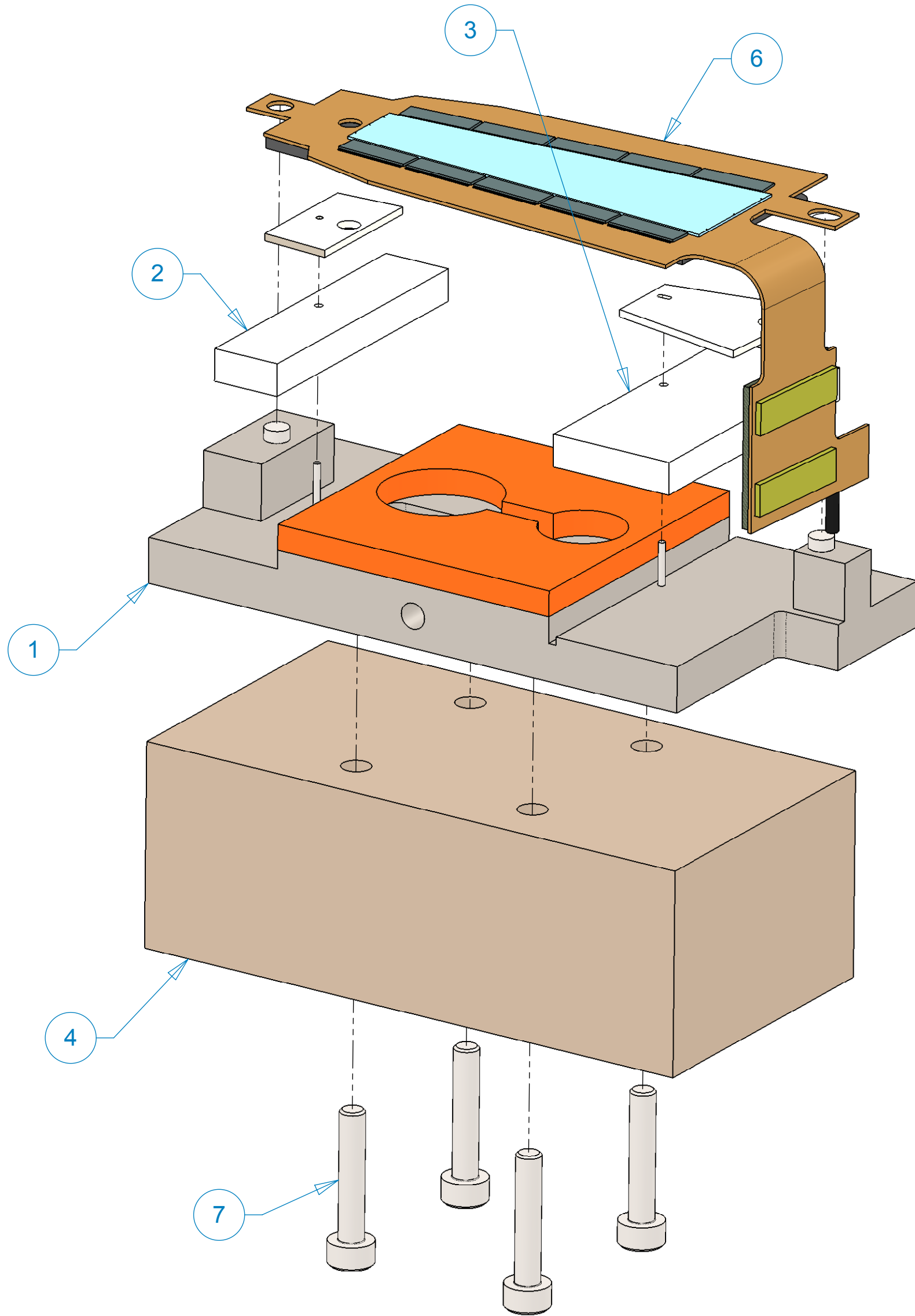
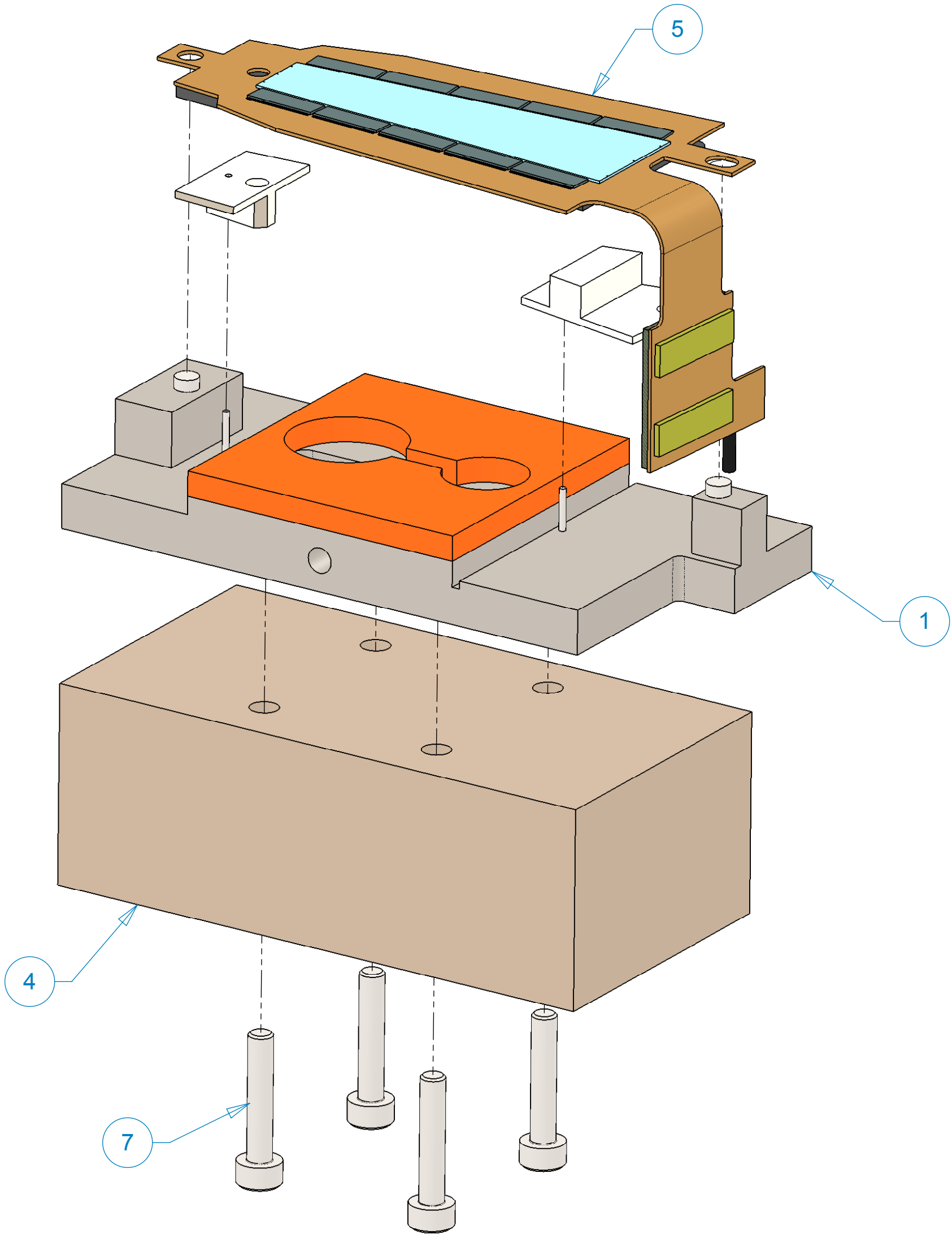


	REVISIONS		
REV	DESCRIPTION	DATE	APPROVED



SHORT MOUNTS ASSEMBLY



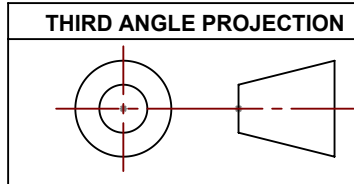
TALL MOUNTS ASSEMBLY

ITEMS 5 & 6 ARE REPRESENTATIVE OF ALL
111-PHX-02-3600 SERIES MODULES

NOTES: UNLESS OTHER WISE SPECIFIED

- 1. ALL DIMENSIONS IN MILLIMETERS
- 2. DIMENSIONS AND TOLERANCING PER ASME Y14.5M-1994
- 3. SURFACE TEXTURE PER ANSI/ASME B 46.1-1985
- 4. REMOVE ALL BURRS AND BREAK SHARP EDGES TO A MAXIMUM OF .4
- 5. ALL INSIDE CORNERS TO BE .4 RADIUS MAX
- 6. COUNTERSINK 82 DEGREES ALL TAPPED HOLES TO MAJOR DIAMETER
- 7. COUNTERSINK 82 DEGREES APPROXIMATELY .08/1.5 DEEP ALL DRILLED HOLES
- 8. PARTS TO BE THOROUGHLY CLEANED TO REMOVE ALL OIL, GREASE, DIRT AND CHIPS
- 9. PART NUMBER (DRAWING NO., DASH NO., REVISION NO., SERIAL NO.) TO BE CLEARLY MARKED ON THE PACKAGING BAG OR PART ITSELF.

THIS DOCUMENT CONTAINS INFORMATION THAT IS THE PROPRIETARY PROPERTY OF HYTEC, INC.
REPRODUCTION, DISCLOSURE, OR RELEASE TO OTHERS, MANUALLY OR ELECTRONICALLY,
IS STRICTLY PROHIBITED WITHOUT THE PRIOR WRITTEN CONSENT OF HYTEC, INC.



PARTS LIST					
ITEM NO.	Short Mounts QTY.	Tall Mounts QTY.	PART NO.	DESCRIPTION	
1	1	1	111-PHX-02-5310-1	Placement Jig Bonded Assembly	
2	1	-	111-PHX-02-5313-1	Inner Thermal Mount Placement Jig Spacer	
3	1	-	111-PHX-02-5314-1	Outer Thermal Mount Placement Jig Spacer	
4	1	1	111-PHX-02-5315-1	FVTX Station 1 Thermal Mount Placement Jig Riser	
5	-	1	111-PHX-02-3600	Station 1 Sensor Module Assembly - High	
6	1	-	111-PHX-02-3600	Station 1 Sensor Module Assembly - Low	
7	4	4		Soc Hd Screw, M3x0.5 X 16 lg	
UNLESS OTHERWISE SPECIFIED: DIMENSIONS ARE IN MILLIMETERS -TOLERANCES-			CAD GENERATED DRAWING, DO NOT MANUALLY UPDATE DO NOT SCALE DRAWING		<div>HYTEC, INC</div> <div>TITLE</div> <div>PHENIX CENTRAL UPGRADE FVTX DETECTOR STATION 1 THERMAL MOUNT PLACEMENT JIG ASSEMBLY</div>
FINISH				SIGNATURE	DATE
PART NO. 111-PHX-01-5309-1			Designer	Roger L. Smith	5/5/2010
			Drawn	Roger L. Smith	5/5/2010
			Checked	Walt Sontheim	5/25/2010
			Engineer	RJ Ponchone	5/5/2010
			Approved	Walt Sontheim	5/25/2010
			DWG. NO.	111-PHX-01-5309	SIZE D
			SCALE	2:1	SHEET NO. 1 of 1
			REVISION		